

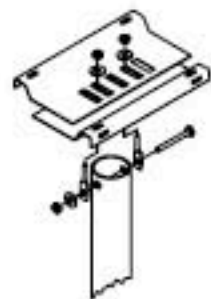
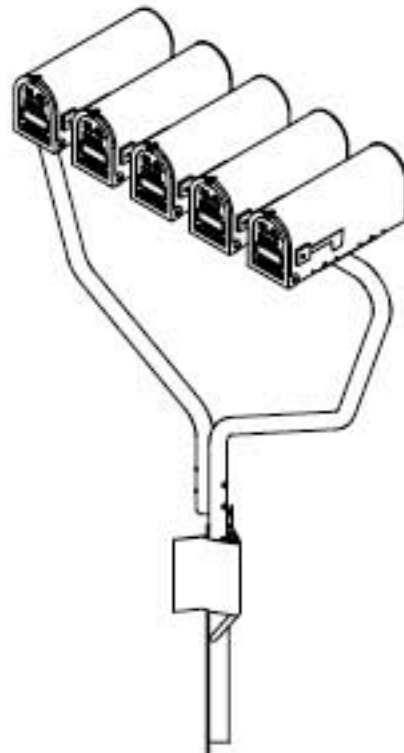
20-S Single Mailbox Kit



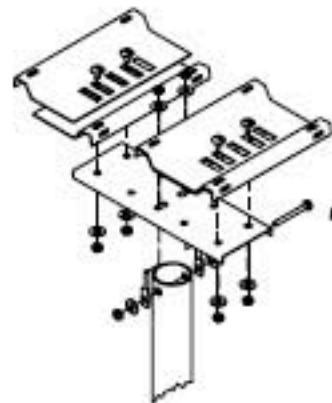
20-D Double Mailbox Kit



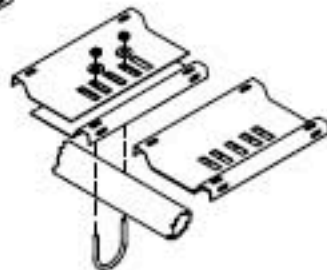
20-M Multiple Mailbox Kit



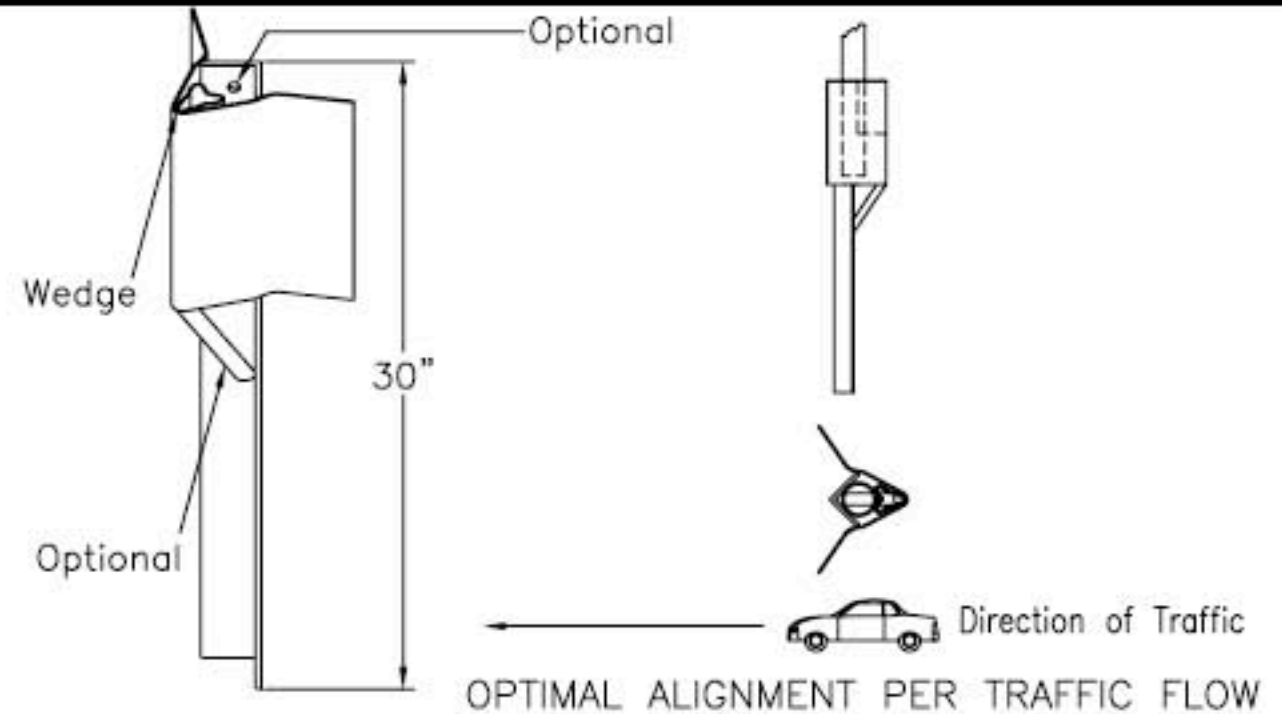
MBB-S Single Mailbox Bracket



MBB-D Double Mailbox Bracket



MBB-M Multiple Mailbox Bracket



SW-1 Wedge shall secure mounting post within the ground anchor and is installed flush with the top of the anchor.



NHCRP 350 Approved and AASHTO Recommended Mailbox Support Specifications

- Bracket shall accept either Class 1, Class 1A or Class 2 Rural Mailboxes.
- Anchor mounts flush to the ground, and is guaranteed to be reusable.
- Brackets shall not separate from support upon impact.
- Acceptable for soil, asphalt, or concrete installations.
- Anchor shall have capability of being installed manually or power driven.
- System conforms with stub height and change in velocity criteria recognized by FHWA.

Part #	Description
20-S	Single Mailbox Support Kit (#1 or 1A)
20-D	Double Mailbox Support Kit (2 ea. #1 or 1A)
20-M	Multiple Mailbox Support Kit (Up to 5 ea. #1 or 1A)
20-S2	Single Large Mailbox Support Kit (#2)
20-M2	Multiple Large Mailbox Support Kit (Up to 4 ea. #2)

Specifications subject to change without notice. V-LOC covered by one or more of the following US patents: 5,749,180 Mailboxes are not included.

V-LOC SPECIFICATIONS



TRAFFIC & PARKING CONTROL CO., INC.

V-LOC MAILBOX SUPPORT

DATE:
2008

800 Wall Street Elm Grove, WI 53122 800-236-0112